

barrier reef pools

WHEN YOU WANT THE BEST BUY THE BEST

LIFETIME GUARANTEE - STRUCTURAL - INTERNAL - OSMOSIS



BRP NZ 11/22



Peoples Choice Award Voted Best Fibreglass Pool in Australia National SPASA Awards

barriereefpoolsnz.co.nz

Welcome to barrier reef pools

New Zealand's Favourite Pool Company



GOLD
56
AWARDS



SILVER
55
AWARDS




BRONZE
41
AWARDS



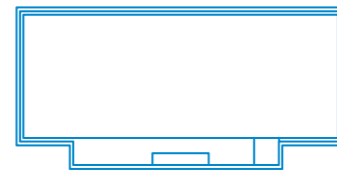
Welcome to barrier reef pools

Venice




LENGTH	WIDTH	DEEP END	SHALLOW END
10.5m	4.4m	1.98m	1.14m
9.5m	4.4m	1.93m	1.18m
8.5m	4.4m	1.90m	1.22m
7.6m	4.4m	1.86m	1.26m

Venice SL




LENGTH	WIDTH	DEEP END	SHALLOW END
7.2m	3.45m	1.86m	1.24m
6.2m	3.45m	1.76m	1.24m

Sunseeker



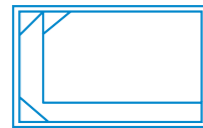
LENGTH	WIDTH	DEEP END	SHALLOW END
10.2m	4.4m	1.93m	1.34m

Plunge



LENGTH	WIDTH	FLAT
6.5m	3.45m	1.67m
5.5m	3.45m	1.67m
4.7m	3.45m	1.67m

Plunge SL



LENGTH	WIDTH	FLAT
4.2m	2.6m	1.6m
4.2m	1.6m	1.6m

Note: 4.2m x 1.6m has no side seat

Brampton



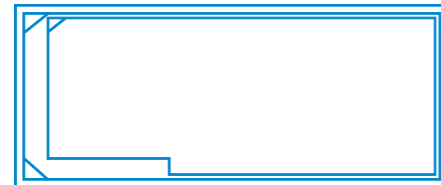
LENGTH	WIDTH	DEEP END	SHALLOW END
10.1m	4.4m	2.06m	1.07m
9.2m	4.4m	2.06m	1.17m
8.2m	4.4m	2.06m	1.27m
7.2m	4.4m	1.98m	1.27m
6.2m	4.4m	1.88m	1.27m
5.2m	4.4m	1.78m	1.27m

Amalfi



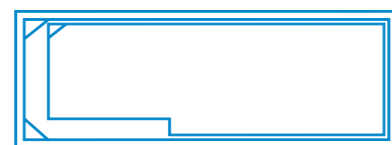
LENGTH	WIDTH	DEEP END	SHALLOW END
8.2m	2.8m	2.06m	1.27m
7.2m	2.8m	1.98m	1.27m
6.2m	2.8m	1.88m	1.27m
5.2m	2.8m	1.78m	1.27m
4.2m	2.8m	1.65m	1.27m

Royale



LENGTH	WIDTH	DEEP END	SHALLOW END
10.5m	3.8m	1.94m	1.11m
9.5m	3.8m	1.86m	1.11m
8.5m	3.8m	1.79m	1.11m
7.5m	3.8m	1.71m	1.11m

Royale SL



LENGTH	WIDTH	DEEP END	SHALLOW END
7.2m	2.8m	1.81m	1.24m
6.2m	2.8m	1.72m	1.24m



ADVANCED
POOL COLOUR TECHNOLOGY
OPTIONAL LIFETIME INTERIOR SURFACE GUARANTEE

All pool measurements are approx & are measurements externally.
Pool coping is approx 100mm wide unless otherwise stated.



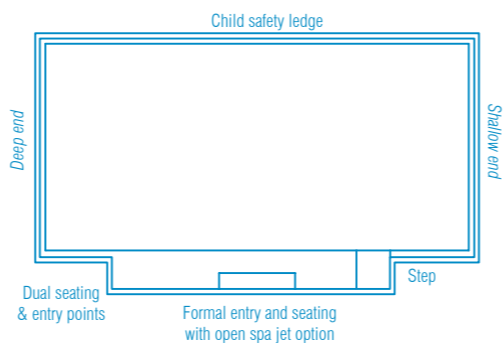


Venice

The Venice possesses the 'must have' modern contemporary design suitable for today's in-style homes.

The main feature of this pool is the grand entry which encompasses wide entry steps and generous seating without encroaching on the swimming area. The seating can be complemented with optional spa jets.

The luxurious Venice is the benchmark for the basic rectangle pool shape; available in an array of sizes with additional specification available we're sure you'll love it.



Available Sizes:

LENGTH	WIDTH	DEEP END	SHALLOW END
10.5m	4.4m	1.98m	1.14m
9.5m	4.4m	1.93m	1.18m
8.5m	4.4m	1.90m	1.22m
7.6m	4.4m	1.86m	1.26m





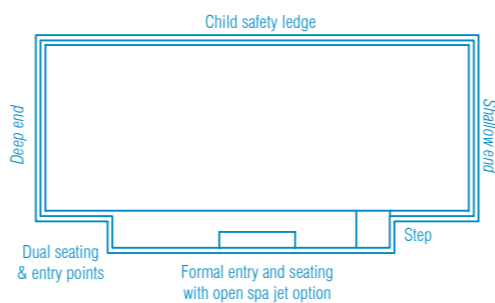
Venice Slimline

The Venice Slimline has been created for properties with narrow settings or for those that simply don't want the backyard dominated by a pool.

The Venice Slimline's generous central entry point is both a huge swimout bench which also incorporates the step down into the shallow end of the pool.

This clever design leaves the entire precious swim area of the pool free for swimming and safe for children.

With square corners which allows 90 degree paving, child safety ledge and great water depth the Venice Slimline is a truly fantastic swimming pool.



Available Sizes:

LENGTH	WIDTH	DEEP END	SHALLOW END
7.2m	3.45m	1.86m	1.24m
6.2m	3.45m	1.76m	1.24m





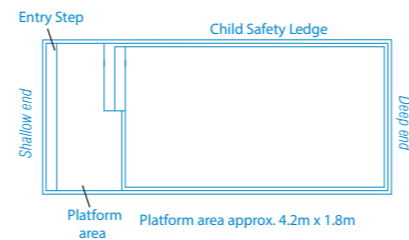
Sunseeker

This elegantly simple clean line design boasts it all, a full length step for easy access, a massive splash deck for simply lazing around with family and friends or utilise this space as a fun filled kids play area. With recessed steps the Sunseeker has an uninterrupted swimming section.

Both sizes in this range are a generous 4.4 meters wide and have both shallow and deep end swimming areas.


As with all Barrier Reef Pool designs the Sunseeker incorporates the safety ledge for our junior swimmers, non-slip benches and steps, smooth edges and our vibrant range of shimmer colours.

The Sunseeker meets the needs of the entire family.



Available Sizes:

LENGTH	WIDTH	DEEP END	SHALLOW END
10.2m	4.4m	1.93m	1.34m





Plunge

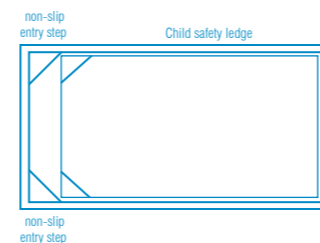
With houses becoming bigger and blocks getting smaller the Plunge Pool could be the perfect option for your backyard or courtyard area.

With square corners and a constant depth of 1.65m you could be forgiven for thinking this is a concrete courtyard or plunge pool design.

The swimming area is maximised due to the dual entry steps and compact bench seat incorporated across one end of the courtyard/plunge pool; making it very versatile with its placement in just about any setting.

Another great feature of the Plunge Pool is the small safety ledge incorporated into the vertical walls around the perimeter of the pool allowing parents to relax whilst the children are swimming.

This is the ultimate courtyard or plunge pool design!



Available Sizes:

LENGTH	WIDTH	FLAT BOTTOM
6.5m	3.45m	1.67m
5.5m	3.45m	1.67m
4.7m	3.45m	1.67m





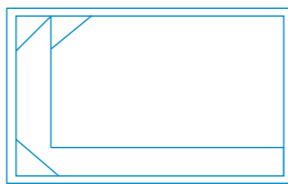
Plunge Slimline

Designed for those small areas where space is often restricted or for those who are just simply looking for a small plunge pool to cool off and relax in. Either way, the Plunge offers the perfect solution.

Designed with dual entry steps, this pool can be positioned in just about any area, the bench seating area has been incorporated length ways down the pool and across the entry area to facilitate the open spa jet option that suits this pool so well.

With a constant depth of 1.6m this Plunge pool still allows for those who want to jump in and have some real fun in the pool.

non-slip
entry step




non-slip
entry step Seating area with open spa jet option

Available Sizes:

LENGTH	WIDTH	FLAT BOTTOM
4.2m	2.6m	1.6m
4.2m	1.6m	1.6m

Note: 4.2m x 1.6m has no side seat





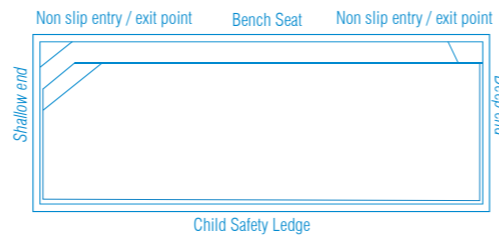
Brampton

The strong geometrical features of the Brampton are designed to compliment contemporary and traditional landscapes.

Bold and sophisticated, the Brampton boasts dual entry and exit points making it extremely versatile on its position in most settings.

The Brampton has bench seating running the full length of the pool which helps on its close proximity to houses and structures close by.

The sleek design provides an unobstructed swim area that creates a spacious feel and the perfect family pool.



Available Sizes:

LENGTH	WIDTH	DEEP END	SHALLOW END
10.1m	4.4m	2.06m	1.07m
9.2m	4.4m	2.06m	1.17m
8.2m	4.4m	2.06m	1.27m
7.2m	4.4m	1.98m	1.27m
6.2m	4.4m	1.88m	1.27m
5.2m	4.4m	1.78m	1.27m





Amalfi

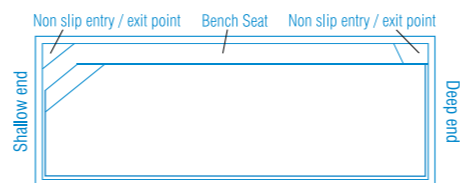
Compact yet extremely versatile, sleek and modern, the Amalfi is the newest addition to the already extensive Barrier Reef Pool range.

The Amalfi is perfect for narrow backyards or restricted areas, the series features a full-length bench with dual access points, whilst still providing plenty of swimming space for the family.

The dual entry and exit points allow for versatile positioning to perfectly compliment any backyard design.

The Amalfi swimming pool series comprises of four sizes and a width of 2.8m, with higher density living on the increase and small private exteriors the Amalfi Range has been specifically designed to be utilised in such areas.

The Amalfi series will meet the needs of the entire family.



Available Sizes:

LENGTH	WIDTH	DEEP END	SHALLOW END
8.2m	2.8m	2.06m	1.27m
7.2m	2.8m	1.98m	1.27m
6.2m	2.8m	1.88m	1.27m
5.2m	2.8m	1.78m	1.27m
4.2m	2.8m	1.65m	1.27m



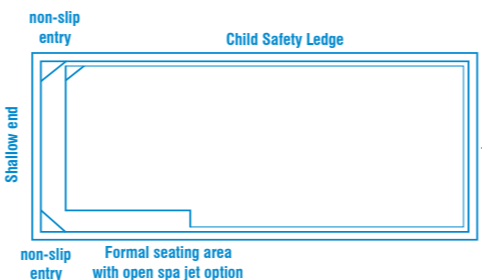


Royale

Some things in life will never date and the Royale is one of them. With four square corners, this rectangle pool is full of class & style. With dual entry steps located at both sides of the shallow end this pool can be conveniently placed in just about any area.

A major feature of the Billabong is the massive swim area inside the pool, with the seating area being located at the shallow end this allows for a totally free swimming area for the majority of the pool. This is great for kids who love to jump in and play around in the deeper areas of the pool.

Landscaping around this pool is best kept simple to compliment the stylish design.



Available Sizes:

LENGTH	WIDTH	DEEP END	SHALLOW END
10.5m	3.8m	1.95m	1.11m
9.5m	3.8m	1.86m	1.11m
8.5m	3.8m	1.79m	1.11m
7.5m	3.8m	1.71m	1.11m





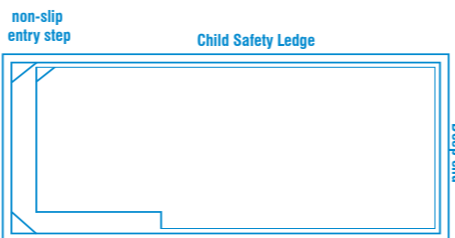
Royale Slimline

Square, deep, stylish but simple, this concrete style pool has it all.

Specifically devised for today's modern style homes, the Royale Slimline offers the perfect solution for homes with restricted space and those without.

Providing generous swimming length and great depth to maximise your swimming area whilst providing enough swim outs to truly entertain.

Designed with dual benches the Royale can be versatile on its placement close to boundaries and buildings.



non-slip entry step Formal seating area with open spa jet option

Available Sizes:

LENGTH	WIDTH	DEEP END	SHALLOW END
7.2m	2.8m	1.81m	1.24m
6.2m	2.8m	1.72m	1.24m



What does the Australian Standards 5 Tick Certified Product mean to you?



Australian Standard
AS 1838: 2021
Lic: SMKB25323
SAI GLOBAL

Barrier Reef Pools set the benchmark around the World for best practices in Manufacturing the highest quality fibreglass pools. There is no better way to prove this than by obtaining the prestigious Australian standards five tick product Certification.

To gain this certification we had to apply to Sai Global who is the Australian Standard Approval Authority. Their approval process is extremely involved and they assessed all sections of our fibreglass pool manufacturing process and procedures.

All materials supplied are rigidly controlled to meet performance specifications. There are no exceptions. This applies to gelcoat, resins, glass reinforcing materials, additional fixtures and fittings. All these materials are Lloyds of London/ DNV approved products for the manufacture of fibreglass swimming pools.

The manufacturing process is monitored, documented, and recorded at every step, from the beginning process of preparing the mould, through to the full production, final detailing, inspection, storage, and transporting to the site. The operating conditions of the manufacturing facilities, such as temperature and humidity, are closely monitored and adjusted accordingly.

Once the pool is released from the mould, stringent and comprehensive testing is performed. The gelcoat finish and colour is visually inspected. The hardness of the surface is measured, as well as the wall thickness being checked at more than 25 positions around the pool. This is done by ultrasonic mechanic testing and recording. Every pool is weighed using an electronic digital scale to ensure the specified amount of material has been used during production stages to meet standards.

Every pool is embossed with our name as well as a unique 5 digit number which enables tracking and tracing of that pool easy for everyone to identify. Our master files record and document quality tests and results. We also keep and store a cut out of every pool shell manufactured in our Barrier Reef Pools library, making it easy for future reference.



World Class Pools Manufactured by World Leaders

Barrier Reef Pools have Manufacturing Facilities located in: Beaudesert QLD - Forrestdale WA - South Carolina USA



Head Office: Beaudesert QLD Facility



Forrestdale WA Facility



South Carolina USA Facility



Australian Standard
AS 1838: 2021
Lic: SMKB25323
SAI GLOBAL



Pool Construction - Seven Layers of Strength

LAYER 1 INTERIOR SURFACE FINISH

Advanced Pool Colour Technology gelcoat with an optional Lifetime Interior Surface Guarantee that is UV and chemical resistant using the best colour technology currently available.

LAYER 2 ANTI-CORROSION BARRIER

Highest quality Vinyl Ester resin layer, providing excellent bonding to Advanced Pool Colour Technology as well as superior chemical and water resistance for the highest protection.

LAYER 3 FIRST STRUCTURAL LAYER AND ADDITIONAL CHEMICAL RESISTANT LAYER

Additional layer of the highest quality Vinyl Ester resin combined with JUSHI E6-CR glass fibre to further increase corrosion resistance and strength to the laminate.

LAYER 4 SECOND STRUCTURAL LAYER

Consists of high quality Polyester resin and JUSHI E6-CR glass fibre with additional structural enhanced properties. No fillers used.

LAYER 5 REINFORCEMENT LAYER

Additional layer of high quality Polyester resin and JUSHI E6-CR glass fibre with additional structural enhanced properties added to the reinforcement structures on the pool shell. No fillers used.

LAYER 6 OUTER CORE LAMINATE

Klegecell/Divinycell sandwich core laminate is used on luxury yachts & F1 racing boats. Klegecell/Divinycell has been recognised as a world leader in high performance sandwich core strengthening.

LAYER 7 OUTER SEALER COAT

Glossy finish coat with a high quality waxed Polyester resin to protect the pool layers.

VINYL ESTER RESIN


is the highest quality resin available for swimming pools with excellent resistance to osmosis, heat, corrosion and water damage. Vinyl Ester resin is twice the price of alternative resin types. Barrier Reef Pools uses three layers of Vinyl Ester resin in the manufacturing of our pools, ensuring a longer lasting pool with increased strength and protection.

Benefits of Vinyl Ester Resin "Making your pool last longer"

- Higher resistance to water penetration and damage (Osmosis)
- Higher resistance to heat
- Higher resistance from corrosion • Improved strength properties

Note: Lifetime guarantee is subject to standard Barrier Reef Pools warranty terms and Australian Standards.

**ADVANCED
POOL COLOUR TECHNOLOGY**
OPTIONAL LIFETIME INTERIOR SURFACE GUARANTEE



New Generation high performance fibreglass

JUSHI E6-CR GLASS FIBRE

Is a High-performance environment-friendly glass fibre that replaces mainstream E glass fibre. JUSHI E6-CR is a new E-glass fibre with enhanced properties. It combines all the benefits of E-glass fibre with technical breakthroughs in strength, modulus, temperature resistance and acid corrosion resistance, thus meeting the requirements of the most demanding applications.

Compared with traditional E-glass fiber, JUSHI E6-CR offers the following unique benefits:

- Higher tensile strength
- Higher corrosion resistance
- Superior mechanical properties
- Higher temperature endurance
- Higher softening temperature
- Excellent environment durability



Australian Standard
AS 1838:2021
Lic: SMK825323
SAI GLOBAL



barrier reef pools



ADVANCED POOL COLOUR TECHNOLOGY

OPTIONAL LIFETIME INTERIOR SURFACE GUARANTEE






Advanced Pool Colour Technology Lifetime Guarantee is an optional extra

- Manufactured by an Internationally ISO 9001 company
- Gelcoat has been designed to withstand harsh Australian weather conditions
- Best Pigment technology available
- Superior UV weathering performance
- Superior Chemical resistance

ADVANCED POOL COLOUR TECHNOLOGY VS STANDARD POOL COLOUR TECHNOLOGY

<p>BEFORE TESTING TO AUS/NZ 1838/1994 STANDARD</p>	<p>BEFORE TESTING TO AUS/NZ 1838/1994 STANDARD</p>
<p>AFTER TESTING TO AUS/NZ 1838/1994 STANDARD</p>	<p>AFTER TESTING TO AUS/NZ 1838/1994 STANDARD</p>

Actual colours may vary compared to final product.



barrierreefpoolsnz.co.nz

WORLD CLASS POOLS MANUFACTURED BY WORLD LEADERS

